

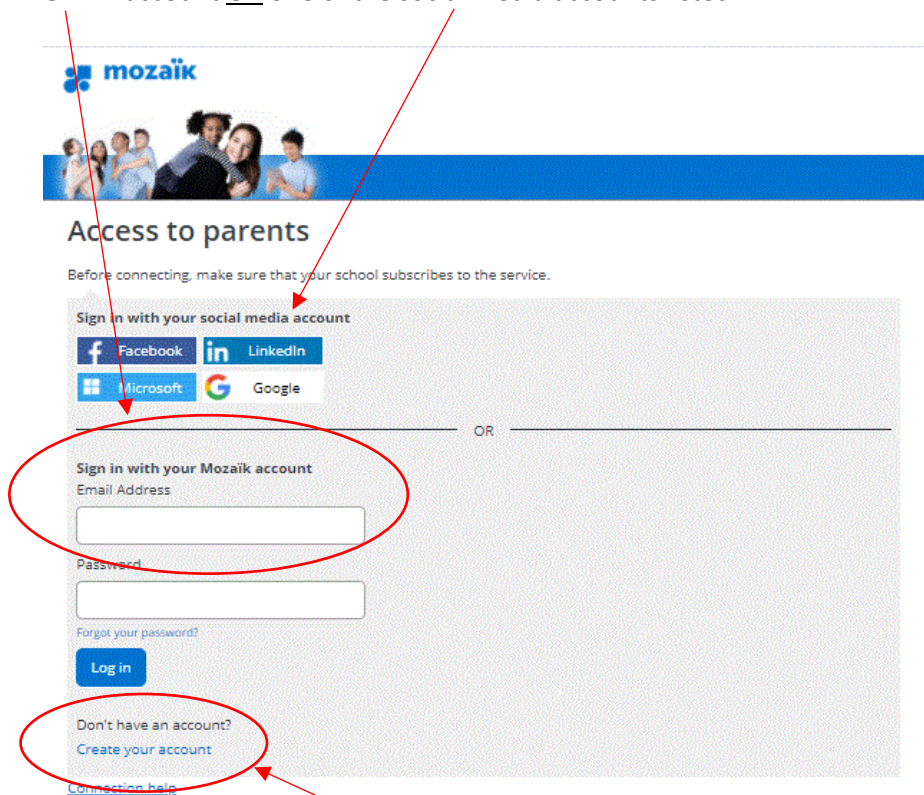
## How to Access Mozaïk-Portal for Parents

1. Enter [www.portailparents.ca](http://www.portailparents.ca) into your search browser



2. Click on "Login"

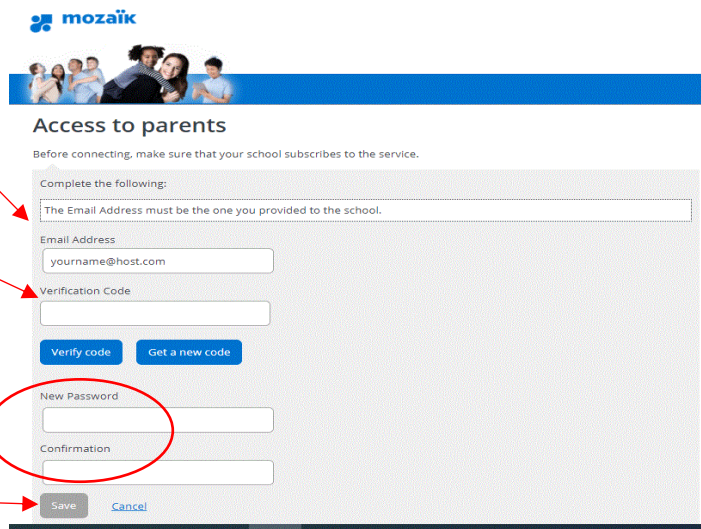
3. Sign in with your **MOZAÏK** account **OR** one of the social media accounts listed



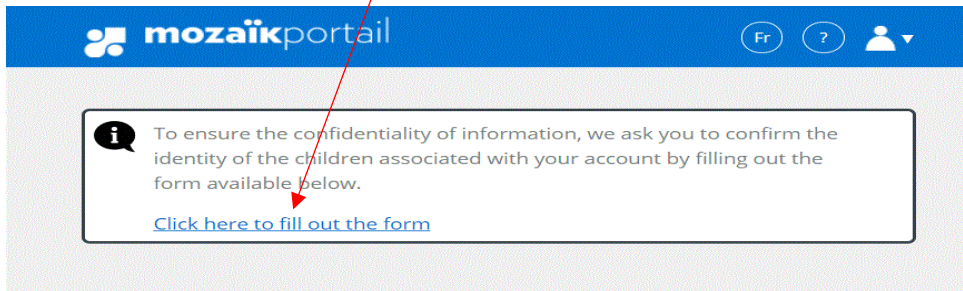
4. To create a parent Mozaïk account, you must click on "Create your Account" and follow the instructions in step 5.

5. Creating a parent Mozaïk account

- a) Enter the email address you provided to the school
- b) Click on "Get a verification code" and enter the verification code sent to your email address
- c) Enter New Password & Confirmation
- d) Click on "save"



- e) You will be asked to click on a link to a form to confirm the identity of your child(ren).



6. Once confirm, your home screen will look like below:

